

WALDWICK

PUBLIC SCHOOLS

2021 – 2022 BUDGET REPORT

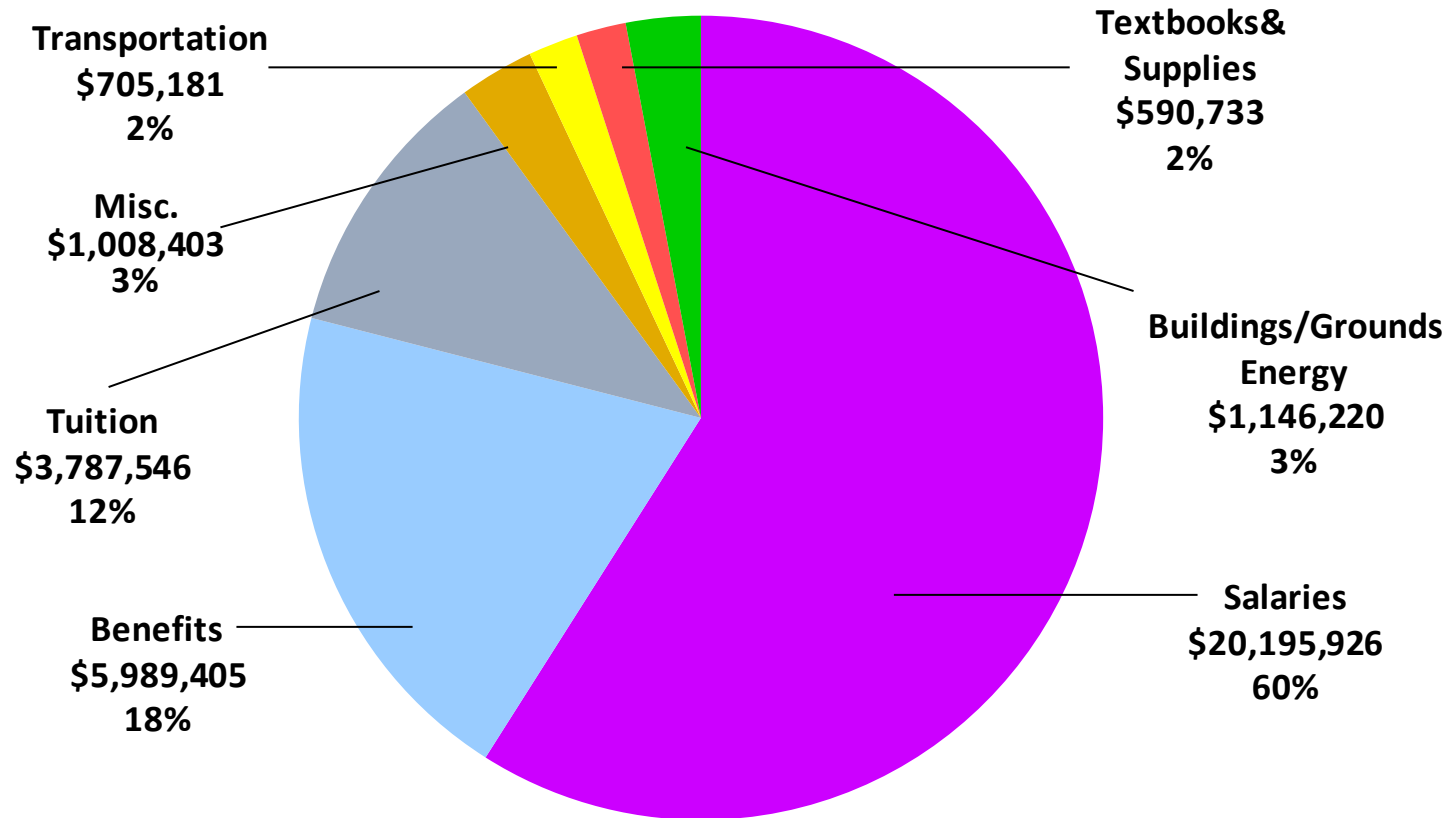
ANNUAL



BUDGET

MAY 3, 2021

Waldwick Board of Education Current Expense Breakdown



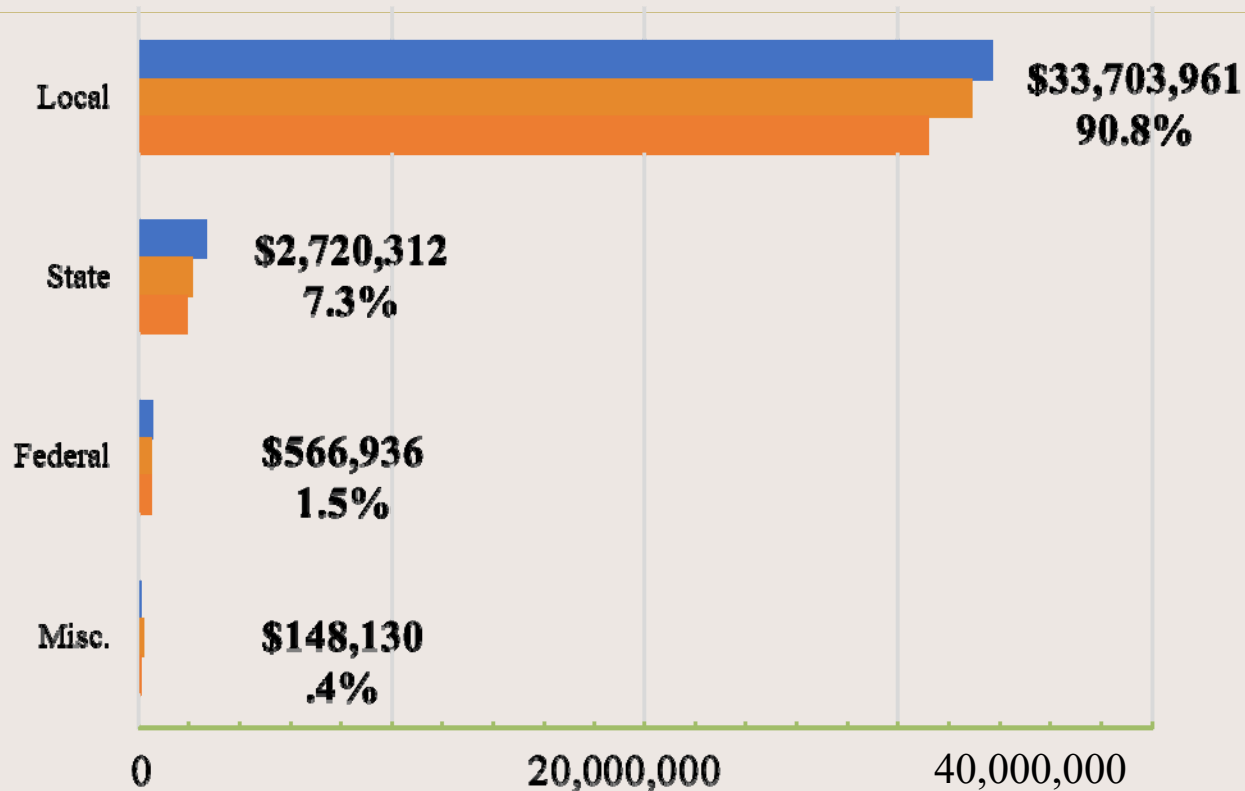
FUND – REVENUE SOURCES

	2020-2021	2021-2022	\$ INCR/(DECR)	% INCR/(DECR)
LOCAL TAX LEVY (A)	30,967,007	31,586,347	619,340	2.00%
BUDGETED FUND BAL. – SURPLUS	1,256,568	1,455,114	198,546	15.80%
STATE FUNDING/AID (X)	1,927,674	2,496,100	568,426	29.49%
MISC	203,897	148,130	(55,767)	-27.35%
TOTAL GENERAL FUND	34,355,146	35,685,691	1,330,545	3.87%
SPECIAL REVENUE – FED & STATE	733,469	791,148	57,679	7.86%
DEBT SERVICE-LOCAL (B)	682,400	662,500	(19,900)	-2.92%
TOTAL BUDGET	35,771,015	37,139,339	1,368,324	3.83%
TOTAL LOCAL TAX LEVY (A+B)	31,649,407	32,248,847	599,440	1.89%

(X) State Aid is actually \$30,028 less since State now requires districts to budget an expenditure for an “Assessment for Debt Service on SDA funding”.

Sources of Funding

2019-20, 2020-21 and 2021-22



TOTAL: 2019-2020: \$33,775,806

TOTAL: 2020-2021: \$35,771,015 *Revised August 2020

TOTAL: 2021-2022: \$37,139,339

State Aid

FULL FORMULA = \$3,212,020

UNDERFUNDING: \$967,858

YEAR	STATE AID AMOUNT	\$ INCREASE/ (DECREASE)	% INCREASE/ (DECREASE)
2009-10	1,402,404	0	0%
2010-11	130,028	(1,272,376)	-91%
2011-12	639,590	509,562	392%
2012-13	820,201	180,611	28%
2013-14	820,201	0	0%
2014-15	852,641	32,440	4%
2015-16	852,641	0	0%
2016-17	872,471	19,830	2%
2017-18	956,914	84,443	10%
2018-19 (revised)	1,505,806	548,892	57%
2019-20	1,612,445	106,639	7%
2020-21	1,675,736	63,291	4%
2021-22	2,244,162	568,426	34%

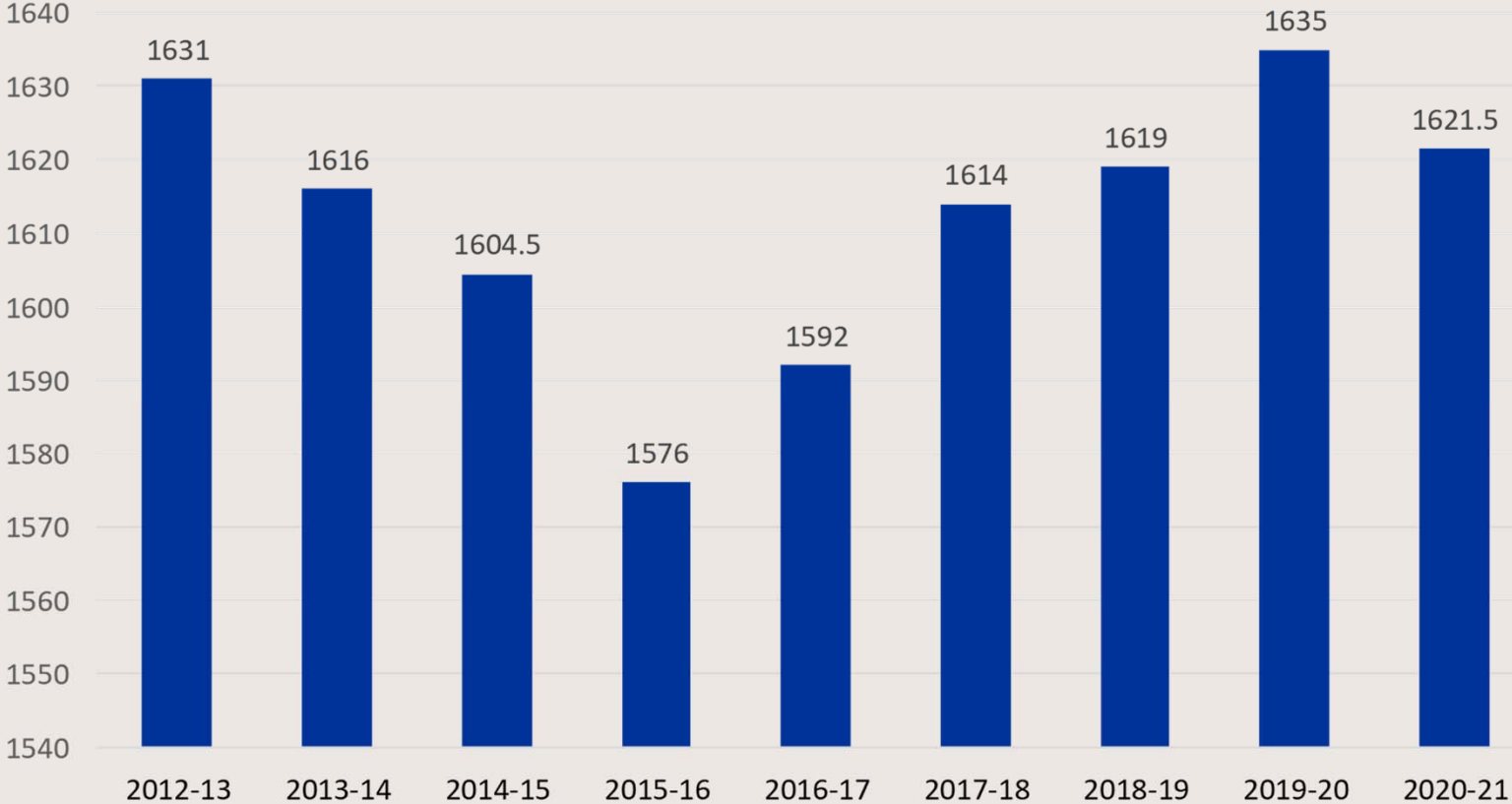


LOCAL TAX IMPACT

School Year	\$ Increase	Average Valuation	% Increase Budget
2021-2022	\$100	\$421,080	2.00%
2020-2021 (a)	\$133	\$420,085	2.20%
2019-2020 (a)	\$180	\$418,132	2.02%
2018-2019	\$119	\$417,600	3.02%
2017-2018	\$179	\$416,000	2.71%
2016-2017	\$105	\$416,000	2.48%
2015-2016	\$208	\$416,000	1.71%
2014-2015	\$224	\$416,000	3.80%
2013-2014	\$139	\$416,000	-.81%

(a) excluding \$625,000 second question


Total Enrollment 2012-2021



Helping to control costs:

SHARED SERVICES

- Bergen County – Sharing County Owned Equipment
- Bergen County DPW – Vehicle repair/maintenance service
- Allendale/Borough of Waldwick Lightning Detection System
- Region I Special Education
- Region I Special and Non-Public Transportation
- NESBIG Insurance
- Garbage collection/recycling
- Traphagen field maintenance
- Fuel purchasing
- Provide borough recreation facilities
- Indoor and outdoor facilities usage and custodial staffing
- Midland Park Athletics
- Purchasing - Educational Data Services
- Health Benefits
- Sharing of Equipment with Borough
- Elections
- Bergen County Improvement Authority
- Bergen County Cooperative Purchasing Programs
- Middlesex Regional Educational Services Commission Cooperative Purchasing Program
- Hunterdon County Educational Services Commission Cooperative Purchasing Program



WALDWICK PUBLIC SCHOOLS HIGH SCHOOL/MIDDLE SCHOOL TURF FIELD

July 2017 — Turf field replaced

Cost of \$439,896

2021-2022 Budget – Fourth yearly \$50,000

Total of \$200,000

**Capital Reserve Deposit for eventual
replacement of turf field**

Yearly Professional Maintenance & G-Max Testing = \$4,500

Also regular grooming performed by District staff
as per manufacturer recommended schedule

